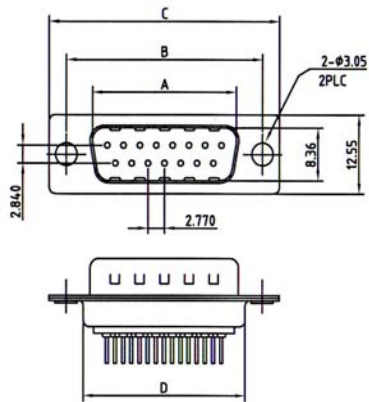
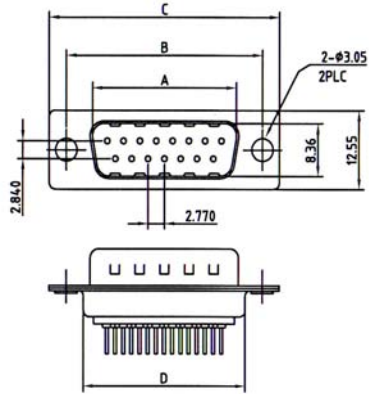
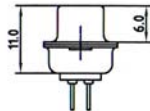


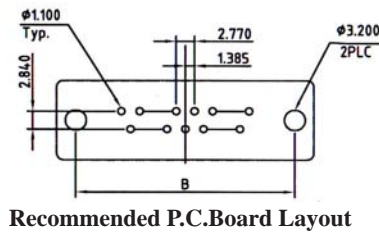
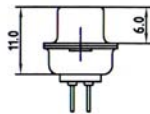
D-SUB. CONNECTOR STRAIGHT PCB MOUNT TYPE



5231, 5233, 5235



5232, 5234, 5236



Recommended P.C.Board Layout

SPECIFICATIONS

Current Rating: 3A or 5A

Contact Resistance: 25mΩ Max.

Insulation Resistance: 1000MΩ Min. at 500V

Dielectric Voltage: 1000V at 1 Minute

Operating Temperature: -55°C to +105°C

MATERIALS

Insulator: PBT, UL94V-0 Rated

Contact: Brass

Shell: Brass, Steel

Contact Plating: Gold Over Nickel Plated

Shell Plating: Tin Over Copper Plated

*RoHS & REACH compliant.

5231, 5233, 5235

No. of Contacts	Dimensions(mm)			
	A	B	C	D
09	16.92	24.99	30.81	19.23
15	25.25	33.32	39.14	27.56
25	38.96	47.04	53.04	41.28
37	55.42	63.50	69.32	57.33

5232, 5234, 5236

No. of Contacts	Dimensions(mm)			
	A	B	C	D
09	16.33	24.99	30.81	19.23
15	24.66	33.32	39.14	27.56
25	38.38	47.04	53.04	41.28
37	54.84	63.50	69.32	57.33

K3	K	K6	J	JT	J4T	BR	BRJ

ORDERING INFORMATION:

P/N 5 2 $\frac{xx}{1}$ - $\frac{xx}{2}$ $\frac{T}{3}$ $\frac{W}{4}$ / $\frac{xxx}{5}$

1. CONNECTOR TYPE:

- "31" MALE WITH FULL GOLD PLATED MACHINED CONTACTS (5A)
- "32" FEMALE WITH FULL GOLD PLATED MACHINED CONTACTS (5A)
- "33" MALE WITH FULL GOLD PLATED STAMPED CONTACTS (3A)
- "34" FEMALE WITH FULL GOLD PLATED STAMPED CONTACTS (3A)
- "35" MALE WITH SELECTIVE GOLD PLATED STAMPED CONTACTS (3A)
- "36" FEMALE WITH SELECTIVE GOLD PLATED STAMPED CONTACTS (3A)

2. NO. OF CONTACTS:

- 09, 15, 25, 37, 50

3. SHELL FINISH:

- "T" TIN PLATED

4. INSULATOR COLOR:

- "W" WHITE (STANDARD)
- "B" BLACK
- "U" BLUE

5. MOUNTING OPTION:

- " " Ø3.05MM THROUGH HOLES
- OTHERS: K, K3, K6, J, JT, J4T, BR, BRJ