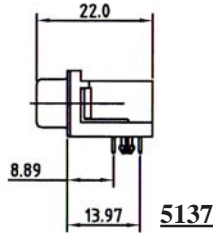
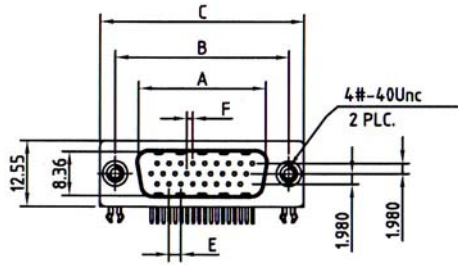


D-SUB. HIGH DENSITY CONNECTOR RIGHT ANGLE TYPE WITH 4 PRONGED BOARDLOCKS (STANDARD: 8.89MM)

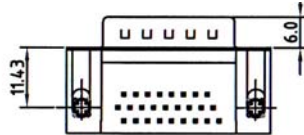


SPECIFICATIONS

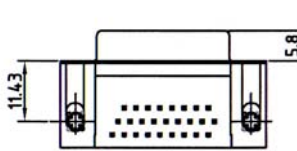
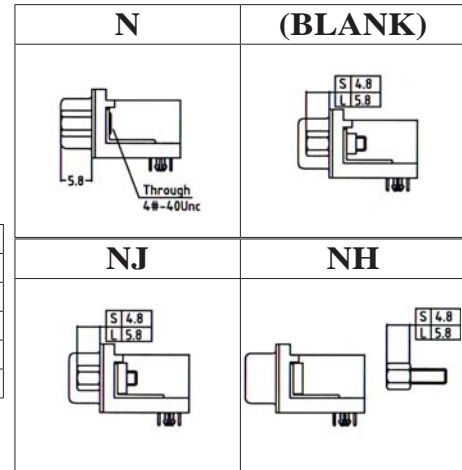
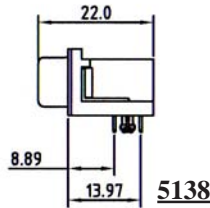
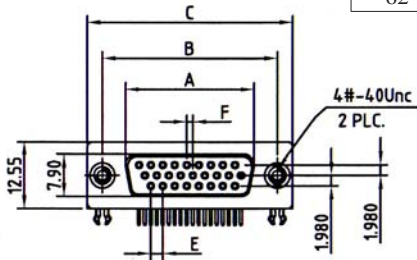
Current Rating: 3.0 Amperes
Contact Resistance: 25mΩ Max.
Insulation Resistance: 1000MΩ Min. at 500V
Dielectric Voltage: 1000V at 1 Minute
Operating Temperature: -55°C to +105°C

MATERIALS

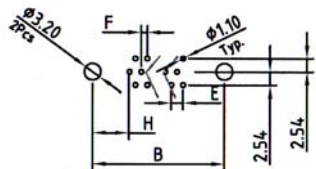
Insulator: PBT, UL94V-0 Rated
Contact: Brass
Shell: Brass, Steel
Contact Plating: Gold Over Nickel Plated
Shell Plating: Tin Over Copper Plated
***RoHS & REACH compliant.**



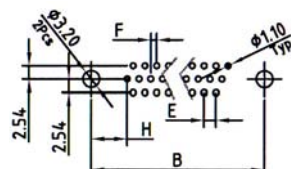
| No. of Contacts | Dimensions(mm) | | | | | |
|-----------------|----------------|-------|-------|------|-------|------|
| | A | B | C | E | F | H |
| 15 | 16.92 | 24.99 | 30.81 | 2.29 | 1.145 | 7.04 |
| 26 | 25.25 | 33.32 | 39.14 | 2.29 | 1.145 | 6.88 |
| 44 | 38.96 | 47.04 | 53.04 | 2.29 | 1.145 | 6.88 |
| 62 | 55.42 | 63.50 | 69.32 | 2.41 | 1.205 | 7.00 |



| No. of Contacts | Dimensions(mm) | | | | | |
|-----------------|----------------|-------|-------|------|-------|------|
| | A | B | C | E | F | H |
| 15 | 16.33 | 24.99 | 30.81 | 2.29 | 1.145 | 7.04 |
| 26 | 24.66 | 33.32 | 39.14 | 2.29 | 1.145 | 6.88 |
| 44 | 38.38 | 47.04 | 53.04 | 2.29 | 1.145 | 6.88 |
| 62 | 54.84 | 63.50 | 69.32 | 2.41 | 1.205 | 7.00 |



Recommended P.C. Board Layout
(15 POSITION)



Recommended P.C. Board Layout
(26, 44, 62 POSITION)

ORDERING INFORMATION:

P/N 51 $\frac{xx}{1}$ - $\frac{xx}{2}$ TB / $\frac{xx}{3}$

- CONNECTOR TYPE:
 "37" MALE
 "38" FEMALE
- NO. OF CONTACTS:
 15, 26, 44, 62, 78
- MOUNTING OPTION:
 " " LOCKED SCREWS (4.8MM)
 "N" WITHOUT SCREWS (5.8MM)
 "NH" LOOSE SCREWS (4.8MM)
 "NJ" ASSEMBLED SCREWS (4.8MM)