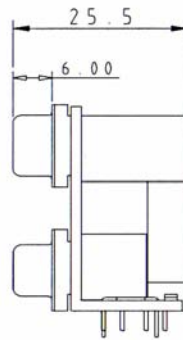
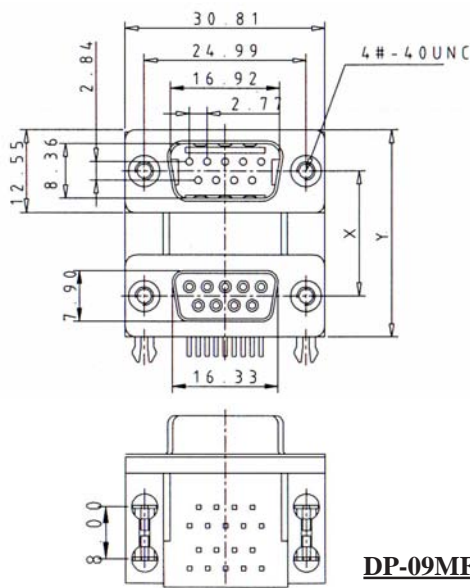


## DUAL PORT DB9/DB9 CONNECTOR RIGHT ANGLE TYPE (FOOTPRINT= 8.08MM)

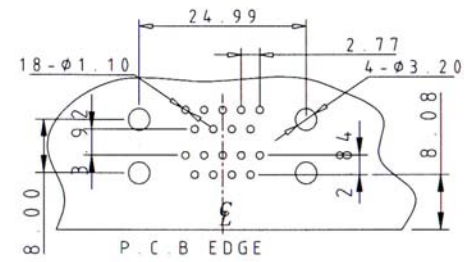
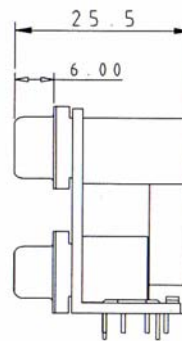
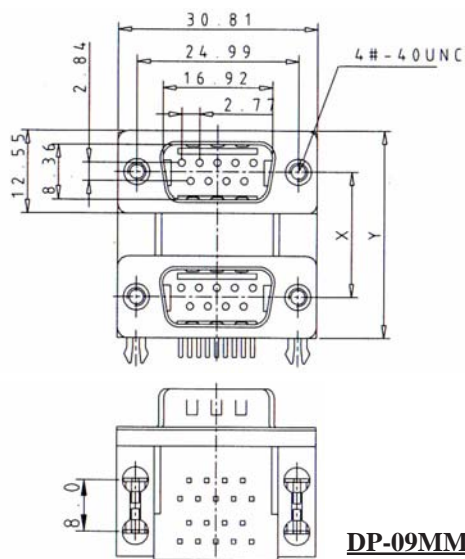


### SPECIFICATIONS

**Current Rating:** 3.0 Amperes  
**Contact Resistance:** 25mΩ Max.  
**Insulation Resistance:** 1000MΩ Min. at 500V  
**Dielectric Voltage:** 1000V at 1 Minute  
**Operating Temperature:** -55°C to +105°C

### MATERIALS

**Insulator:** PBT, UL94V-0 Rated  
**Contact:** Brass  
**Shell:** Brass, Steel  
**Contact Plating:** Gold Over Nickel Plated  
**Shell Plating:** Tin Over Copper Plated  
 \*RoHS & REACH compliant.



### ORDERING INFORMATION:

P/N DP-09  $\frac{XX}{12}$  /  $\frac{XXX}{34}$

#### 1. TOP CONNECTOR TYPE:

"F" FEMALE  
 "M" MALE

#### 2. BOTTOM CONNECTOR TYPE:

"F" FEMALE  
 "M" MALE

#### 3. SPACING BETWEEN PORTS:

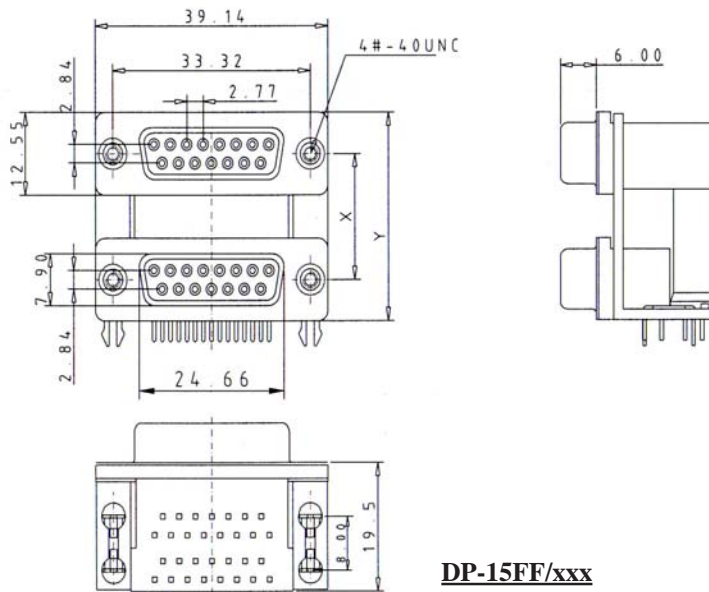
"A" X/Y= 19.05/31.60MM  
 "B" X/Y= 22.86/35.41MM  
 "C" X/Y= 15.88/28.42MM

#### 4. FLANGE MOUNTING OPTION:

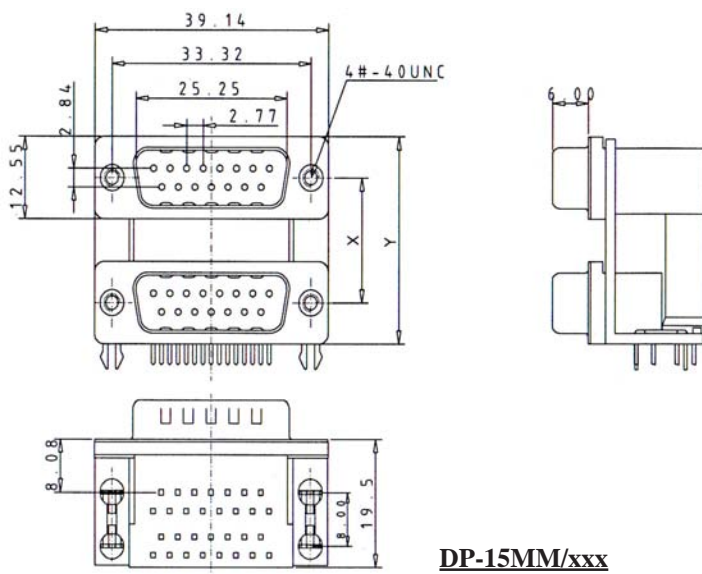
"N" #4-40UNC THREADED HOLES  
 WITHOUT HEX SCREW BOLTS  
 "NH" #4-40UNC THREADED HOLES  
 WITH BULK-PACKED (LOOSE)  
 #4-40UNC HEX SCREW BOLTS  
 "NJ" #4-40UNC THREADED HOLES  
 WITH INSTALLED (ASSEMBLED)  
 #4-40UNC HEX SCREW BOLTS

OPTION: P/N DPF-09xx/xxx (WITH FERRITE)

## DUAL PORT DB15/DB15 CONNECTOR RIGHT ANGLE TYPE (FOOTPRINT= 8.08MM)



**DP-15FF/xxx**



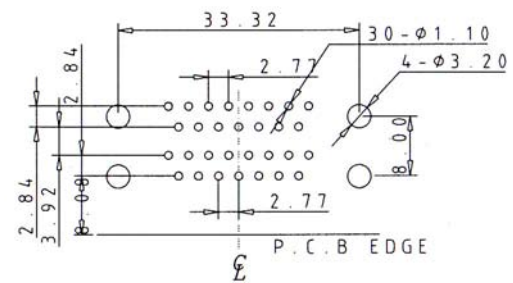
**DP-15MM/xxx**

### SPECIFICATIONS

**Current Rating:** 3.0 Amperes  
**Contact Resistance:** 25mΩ Max.  
**Insulation Resistance:** 1000MΩ Min. at 500V  
**Dielectric Voltage:** 1000V at 1 Minute  
**Operating Temperature:** -55°C to +105°C

### MATERIALS

**Insulator:** PBT, UL94V-0 Rated  
**Contact:** Brass  
**Shell:** Brass, Steel  
**Contact Plating:** Gold Over Nickel Plated  
**Shell Plating:** Tin Over Copper Plated  
 \*RoHS & REACH compliant.



**Recommended P.C. Board Layout**

### ORDERING INFORMATION:

P/N DP-15  $\frac{xx}{12}$  /  $\frac{xxx}{34}$

1. TOP CONNECTOR TYPE:

"F" FEMALE  
 "M" MALE

2. BOTTOM CONNECTOR TYPE:

"F" FEMALE  
 "M" MALE

3. SPACING BETWEEN PORTS:

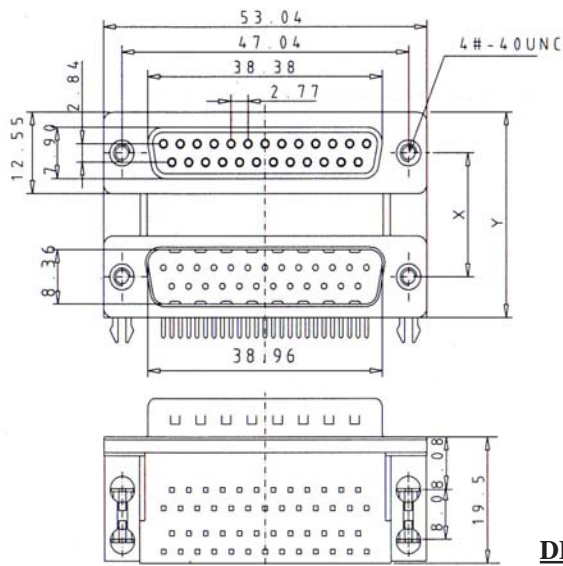
"A" X/Y= 19.05/31.60MM  
 "B" X/Y= 22.86/35.41MM  
 "C" X/Y= 15.88/28.42MM

4. FLANGE MOUNTING OPTION:

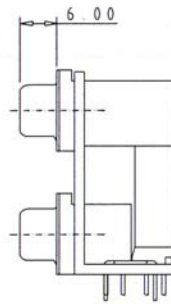
"N" #4-40UNC THREADED HOLES  
 WITHOUT HEX SCREW BOLTS  
 "NH" #4-40UNC THREADED HOLES  
 WITH BULK-PACKED (LOOSE)  
 #4-40UNC HEX SCREW BOLTS  
 "NJ" #4-40UNC THREADED HOLES  
 WITH INSTALLED (ASSEMBLED)  
 #4-40UNC HEX SCREW BOLTS

OPTION: P/N DPF-15xx/xxx (WITH FERRITE)

## DUAL PORT DB25/DB25 CONNECTOR RIGHT ANGLE TYPE (FOOTPRINT= 8.08MM)



**DP-25FM/xxx**

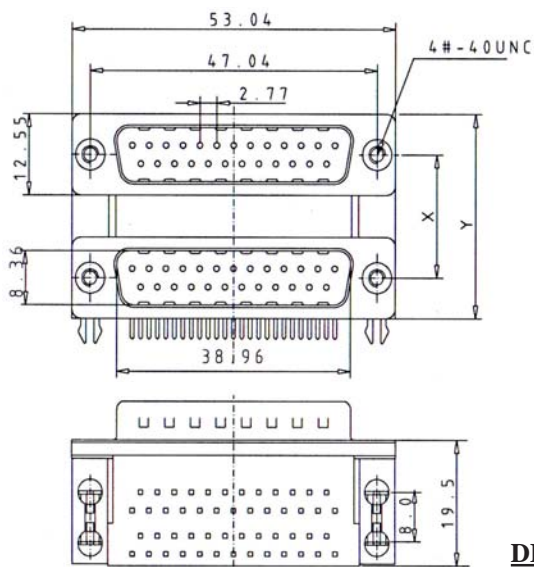


### SPECIFICATIONS

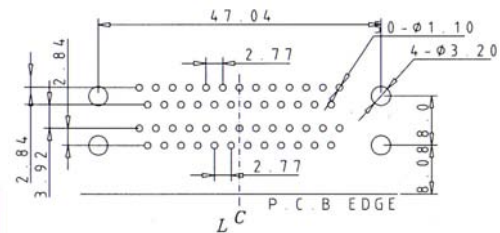
**Current Rating:** 3.0 Amperes  
**Contact Resistance:** 25mΩ Max.  
**Insulation Resistance:** 1000MΩ Min. at 500V  
**Dielectric Voltage:** 1000V at 1 Minute  
**Operating Temperature:** -55°C to +105°C

### MATERIALS

**Insulator:** PBT, UL94V-0 Rated  
**Contact:** Brass  
**Shell:** Brass, Steel  
**Contact Plating:** Gold Over Nickel Plated  
**Shell Plating:** Tin Over Copper Plated  
**\*RoHS & REACH compliant.**



**DP-25MM/xxx**



**Recommended P.C.Board Layout**

### ORDERING INFORMATION:

P/N DP-25  $\frac{X}{12}$   $\frac{X}{3}$  /  $\frac{X}{3}$   $\frac{X}{4}$

1. TOP CONNECTOR TYPE:

"F" FEMALE  
 "M" MALE

2. BOTTOM CONNECTOR TYPE:

"F" FEMALE  
 "M" MALE

3. SPACING BETWEEN PORTS:

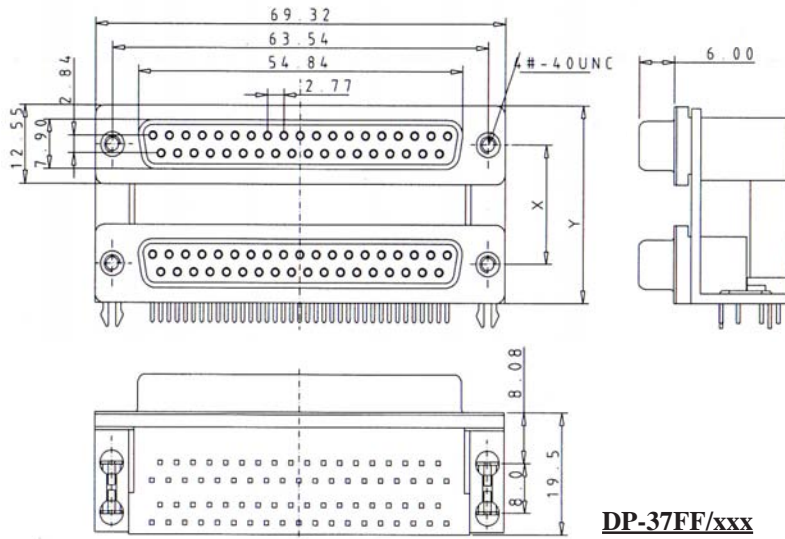
"A" X/Y= 19.05/31.60MM  
 "B" X/Y= 22.86/35.41MM  
 "C" X/Y= 15.88/28.42MM

4. FLANGE MOUNTING OPTION:

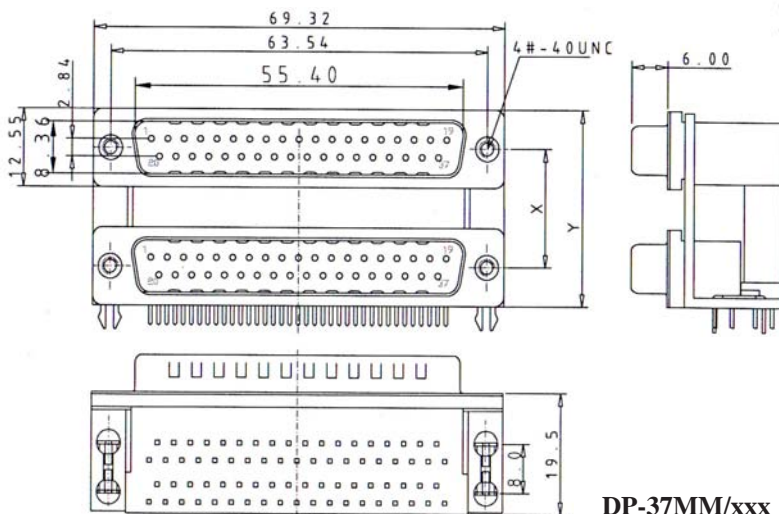
"N" #4-40UNC THREADED HOLES WITHOUT HEX SCREW BOLTS  
 "NH" #4-40UNC THREADED HOLES WITH BULK-PACKED (LOOSE) #4-40UNC HEX SCREW BOLTS  
 "NJ" #4-40UNC THREADED HOLES WITH INSTALLED (ASSEMBLED) #4-40UNC HEX SCREW BOLTS

OPTION: P/N DPF-25xx/xxx (WITH FERRITE)

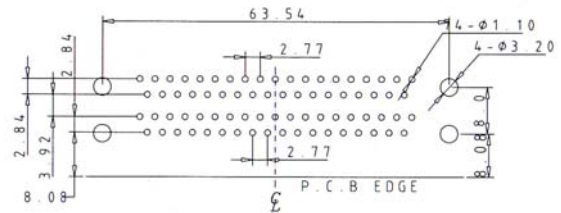
## DUAL PORT DB37/DB37 CONNECTOR RIGHT ANGLE TYPE (FOOTPRINT= 8.08MM)



**DP-37FF/xxx**



**DP-37MM/xxx**



**Recommended P.C.Board Layout**

### SPECIFICATIONS

**Current Rating:** 3.0 Amperes  
**Contact Resistance:** 25mΩ Max.  
**Insulation Resistance:** 1000MΩ Min. at 500V  
**Dielectric Voltage:** 1000V at 1 Minute  
**Operating Temperature:** -55°C to +105°C

### MATERIALS

**Insulator:** PBT, UL94V-0 Rated  
**Contact:** Brass  
**Shell:** Brass, Steel  
**Contact Plating:** Gold Over Nickel Plated  
**Shell Plating:** Tin Over Copper Plated  
**\*RoHS & REACH compliant.**

### ORDERING INFORMATION:

P/N DP-37  $\frac{XX}{12}$  /  $\frac{XXX}{34}$

1. TOP CONNECTOR TYPE:

"F" FEMALE  
 "M" MALE

2. BOTTOM CONNECTOR TYPE:

"F" FEMALE  
 "M" MALE

3. SPACING BETWEEN PORTS:

"A" X/Y= 19.05/31.60MM  
 "B" X/Y= 22.86/35.41MM  
 "C" X/Y= 15.88/28.42MM

4. FLANGE MOUNTING OPTION:

"N" #4-40UNC THREADED HOLES WITHOUT HEX SCREW BOLTS  
 "NH" #4-40UNC THREADED HOLES WITH BULK-PACKED (LOOSE) #4-40UNC HEX SCREW BOLTS  
 "NJ" #4-40UNC THREADED HOLES WITH INSTALLED (ASSEMBLED) #4-40UNC HEX SCREW BOLTS

OPTION: P/N DPF-37xx/xxx (WITH FERRITE)