

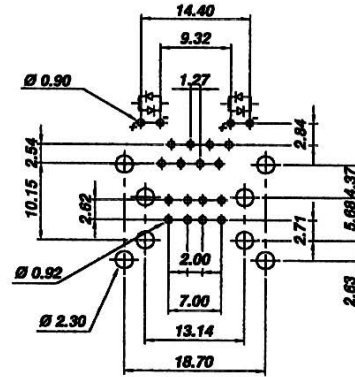

SIDE ENTRY MODULAR PCB JACK & USB JACK WITH LED 8P (FULLY SHIELDED)

SPECIFICATIONS

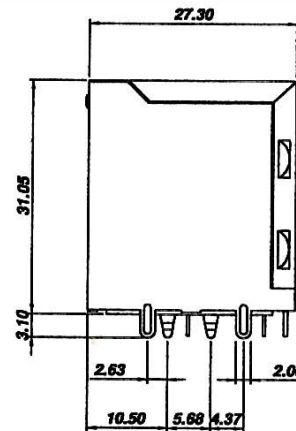
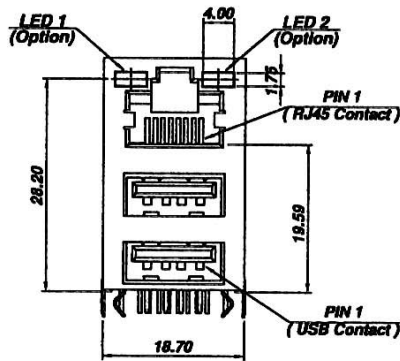
Insulation Resistance: 500MΩ Min.
Contact Resistance: 20mΩ Max.
Rating Current: 1.5A Max.
Rating Voltage: 120V AC.
Dielectric Voltage: 1000 Vrms 60 Sec. Min.
Temperature Range: -40°C / +85°C
Durability: 500 Mating cycles Min.

MATERIALS

Housing: PBT Glass Filled (UL 94V-0)
Soldering Temperature: 235°C
Color: Black
Spring Wire: Phosphor Bronze
 Gold plating Over Nickel
Shield: Brass plating Nickel Alloy
All materials must be RoHS compliant.



Recommended P.C.Board Layout
(TOP VIEW)



ORDERING INFORMATION:

P/N MJ4G - 88 x B x X
 1 2 3 4

1. NO. OF POSITIONS & CONTACTS:
"88" 8P8C
2. CONTACT FINISH:
"A" 6 MICROINCH GOLD
"B" 15 MICROINCH GOLD
"C" 30 MICROINCH GOLD
"D" 50 MICROINCH GOLD
3. CODE OF LED1 DESIGNATION:
N, Y, R, X, 3, 4, 5, 6, 9, 0
4. CODE OF LED2 DESIGNATION:
N, Y, R, X, 3, 4, 5, 6, 9, 0

LED Designation:					
Code	Forward	Reverse	Code	Forward	Reverse
N	Green	———	4	Yellow	Red
Y	Yellow	———	5	Green	Yellow
R	Red	———	6	Yellow	Green
1	Green	Orange	9	Red	Green
3	Green	Red	0	Red	Yellow
X	———	———	8	Orange	———

NOTE: P/N MJ4GHT-88xBxx for High Temp. Version