
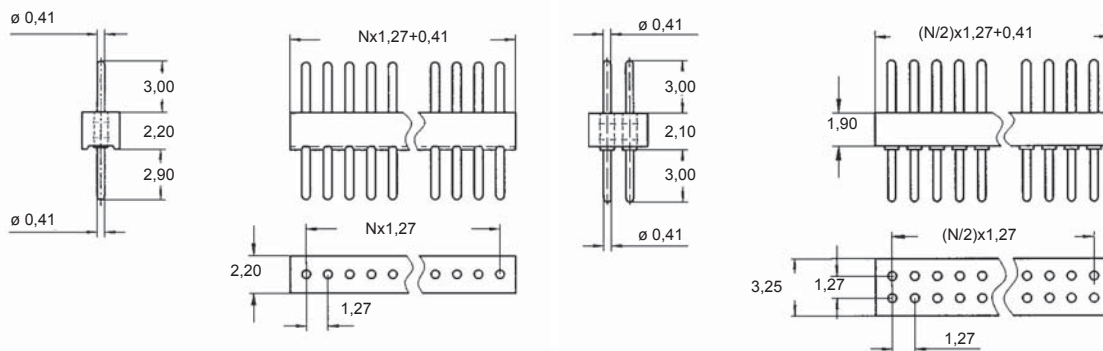




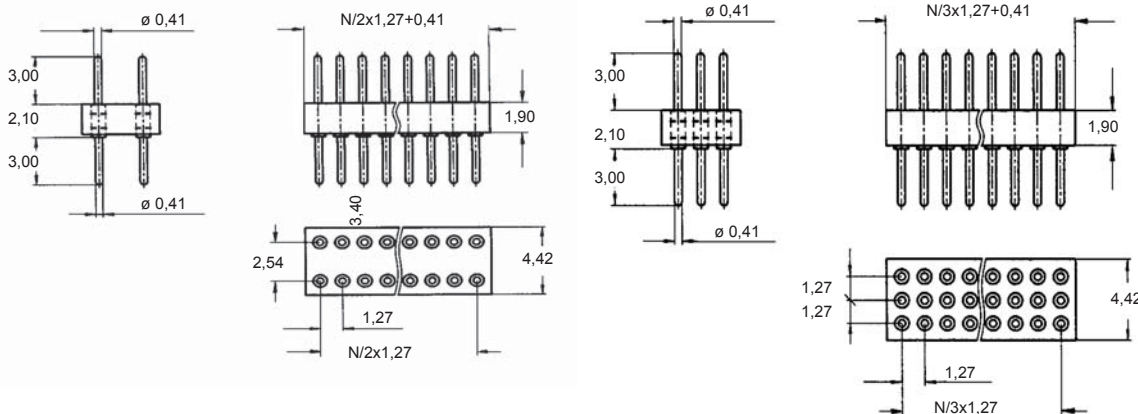
Stiftheiten Raster 1,27mm / Pin Header pitch 1,27mm

Serie 043

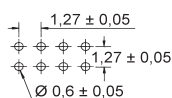
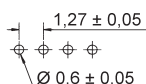
Raster / Pitch
1,27mm



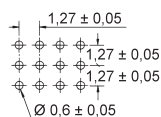
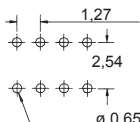
Typ S



Empfohlenes Leiterplatten Layout
 Recommended P.C.B. Layout
 (PCB Tolerance ±0,05)



Typ S



Technische Daten / Technical Data
 Isolierkörper / Insulator
 Kontakmaterial / Contact material
 Nennspannung / Current Voltage
 Nennstrom / Current Rating
 Temperaturbereich / Temperatur Range
 Lötwärmebeständigkeit / Resistance soldering

PPS-GF30-FR (UL94-V0)
 Brass CuZn36PB3
 250V AC
 1 A
 -55°C...+125°C
 235°C (30-60sec.)
 260°C (10 sec)

weitere Informationen auf Anfrage / more information on request

Bestellbeispiel
 How to order

Bitte ersetzen Sie X durch unten aufgeführten Code
 Please replace X with coding listed below

043 7H XX X 1 X X X X

Veredelung / Plating
 FL= Flash vergoldet / flash gold plating
 (andere Veredelungen auf Anfrage / other platings on request)

Anzahl Reihe / Number of row
 1= 1-reihig / 1-row, 2= 2-reihig / 2-row, 3= 3-reihig / 3-row S= 2-reihig Reihenabstand 2,54mm / 2-row row pitch 2,54mm

Ausführung / Version
 1= gerade / straight


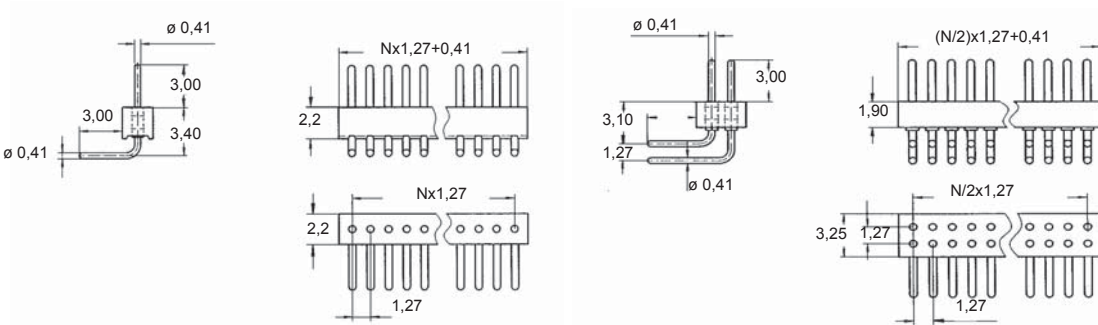
Raster / Pitch
 1= 1,27mm 9= Sonderraster / other pitch

Polzahl / Number of contacts
 002...050 (1-reihig / 1-row) 004...080 (2-reihig / 2-row) 009...150 (3-reihig / 3-row)



Stifflisten Raster 1,27mm / Pin Header pitch 1,27mm

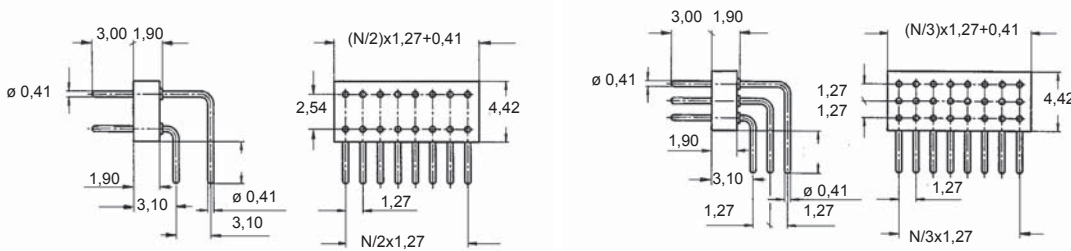
Serie 043



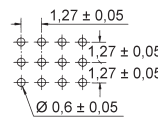
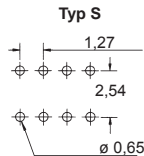
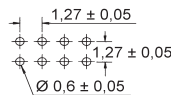
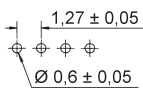
Raster / Pitch
1,27mm



Typ S



Empfohlenes Leiterplatten Layout
 Recommended P.C.B. Layout
 (PCB Tolerance ±0,05)



Technische Daten / Technical Data
 Isolierkörper / Insulator
 Kontakmaterial / Contact material
 Nennspannung / Current Voltage
 Nennstrom / Current Rating
 Temperaturbereich / Temperatur Range
 Lötwärmebeständigkeit / Resistance soldering

PPS-GF30-FR (UL94-V0)
 Brass CuZn36PB3
 250V AC
 1 A
 -55°C...+125°C
 235°C (30-60 sec.)
 260°C (10 sec.)

weitere Informationen auf Anfrage / more information on request

Bestellbeispiel
 How to order

Bitte ersetzen Sie X durch unten aufgeführten Code
 Please replace X with coding listed below

043	7H	XX	X	2	X	X	X	X
-----	----	----	---	---	---	---	---	---

Veredelung / Plating
FL= Flash vergoldet / flash gold plating
 (andere Veredelungen auf Anfrage / other platings on request)

Anzahl Reihe / Number of row
1= 1-reihig / 1-row, **2**= 2-reihig / 2-row, **3**= 3-reihig / 3-row **S**= 2-reihig Reihenabstand 2,54mm / 2-row row pitch 2,54mm

Ausführung / Version
2= gewinkelt / right angled

Raster / Pitch
1= 1,27mm **9**= Sonderraster / other pitch

Polzahl / Number of contacts
002...050 (1-reihig / 1-row) **004...080** (2-reihig / 2-row) **009...150** (3-reihig / 3-row)