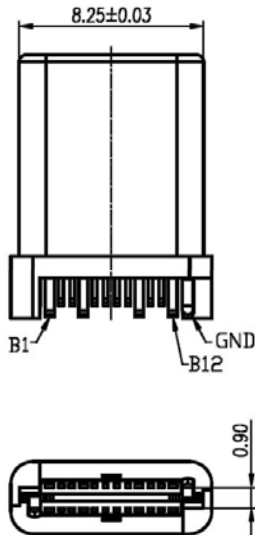
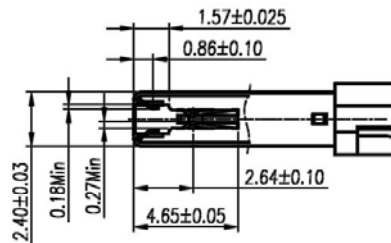
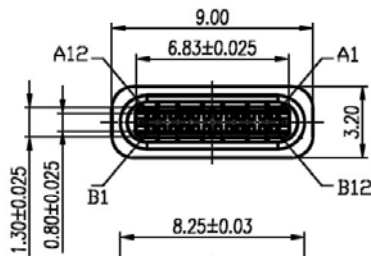


NOTE:

- 1.ELECTRICAL CHARACTERISTICS;
 - 1.1 CONTACT RESISTANCE: 40mΩ Max FOR INITIAL. 50mΩ CHANGE AFTER TEST. MEASURE AT 20mV, 100mA.
 - 1.2 CONTACT CURRENT RATING: 5A FOR VBUS PIN; 1.25A FOR VCONN PIN.
 - 1.3 DIELECTRIC WITHSTANDING VOLTAGE: 100V AC R.M.S.
 - 1.4 INSULATION RESISTANCE 100MΩ Min
 - 1.5 OPERATING TEMPERATURE: -40°C~85°C
- 2.MECHANICAL CHARACTERISTICS:
 - 2.1 MATING FORCE: 5~20 N.
 - 2.2 UNMATED FORCE: 8~20N AFTER TEST
 - 2.3 DURABILITY: 10,000 CYCLES



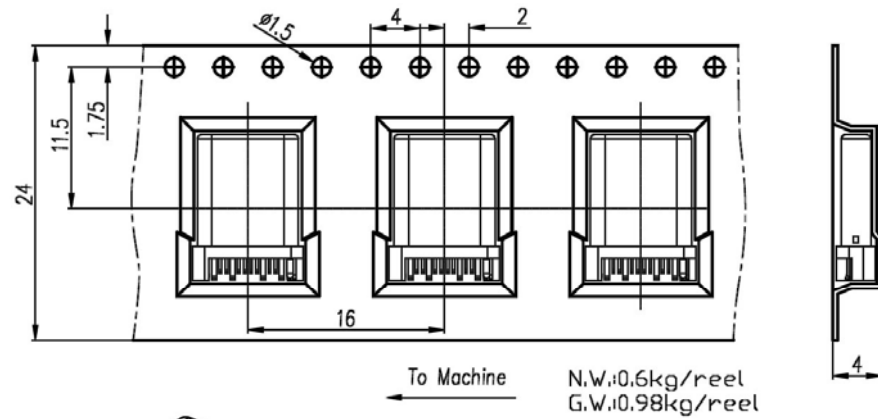
ORDERING INFORMATION:

P/N UC31B-24MB_{xx}_I

1. CONTACT FINISH:
 - “01” GOLD FLASH
 - “30” 30 MICRINCH GOLD

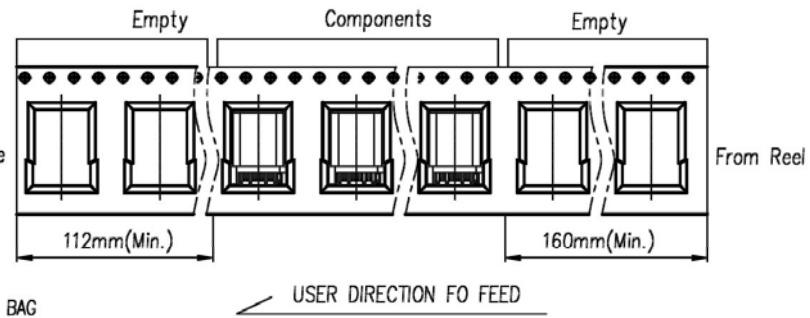
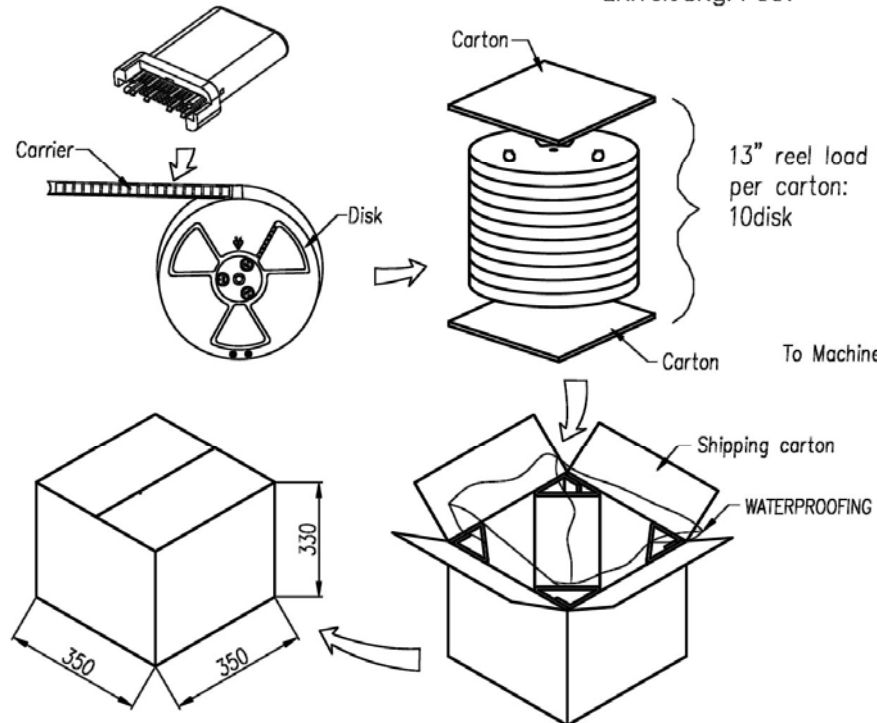
5	Shell 1	1	COPPER ALLOY	T=0.15mm	Nickel Plated
4	Shell 2	1	SUS	--	No Plated
3	GND LATCH	1	SUS	T=0.35mm	Solder area: matte Tin Plated
2	Contact	24	COPPER ALLOY	T=0.15mm	Contact area: 30u" PD/Ni+Gold Flash Solder area: 80u"min. matte Tin Plated over Nickel
1	Housing	3	THERMOPLASTIC	UL 94-V0	Black
No.	Name	Q'ty	Material	Remarks & Thickness	Finish

DIMENSIONS ARE IN MILLIMETERS		Ratioplast Electronics		RoHS COMPLIANT	
TOLERANCE UNLESS OTHERWISE SPECIFIED		PART NO.	UC31B-24MBxx(1/3)	TITLE: USB3.1 C TYPE 24 PIN MALE CONNECTOR STRADDLE TYPE PROFILE=11.80MM	
LINEAR	0.0±0.25 0.00±0.15	DATE	October / 27 / 2015		
ANGLES	± 3	NOT SCALED DRAWING		DRAWING NO.	UC31B-24MBxx(1/3)



To Machine N.W.:0.6kg/reel
G.W.:0.98kg/reel

- NOTES:
- 1.Material:
 - 1.1 Carrier:Black Anti-Static Polystyrene.
 - 1.2 Shipping carton:corrugated fiberboard
 - 1.3 Waterproofing bag:PE
 - 2.Dimension:
 - 2.1 Carrier: Thickness:0.4±0.05mm.
 - 2.2 Disk:Diameter #330mm.
 - 3.Quantity:
 - 3.1 Primary packing:1000 PCS/Disk(16.3 meters).
 - 3.2 Secondary packing:10 Disk(10000PCS).
 - 4.Weight:
 - 4.1 Net weight:6 Kg
 - 4.2 Gross weight:10.9 Kg



DIMENSIONS ARE IN MILLIMETERS		Ratioplast Electronics		RoHS COMPLIANT	
TOLERANCE UNLESS OTHERWISE SPECIFIED		PART NO.	UC31B-24MBxx(3/3)	TITLE: USB3.1 C TYPE 24 PIN MALE CONNECTOR STRADDLE TYPE PROFILE=11.80MM	
LINEAR	0.0±0.25 0.00±0.15	DATE	October / 27 / 2015		
ANGLES	± 3	NOT SCALED DRAWING		DRAWING NO.	UC31B-24MBxx(3/3)